


INSTALLATION AND COMMISSIONING INSTRUCTION

Receiver plug-in card radio SHEV for EMB 7300

Receiver plug-in card radio SHEV for EMB 7300



Part.-No.: 528738

Application: Plug-in card for radio communication between the **AUMÜLLER SHEV - Control Unit EMB 7300** and up to 10 **Radio-HSE** (Break-glass unit main control panel).

Operating voltage: 24 V DC

Ambient temperature range: -5°C ... + 40°C

Relative humidity: (no condensate) 5% ... 90%

Housing: without (assembled PCB)

Dimensions (WxH): 51 x 42 mm

Connection: SMA antenna connection

Field of application: Receiver plug-in card radio SHEV

The plug-in card is only suitable for use in **AUMÜLLER SHEV - Control Unit EMB 7300!**

Function:

- Plug-in card for radio communication between the **AUMÜLLER SHEV - Control Unit EMB 7300** and up to 10 **Radio-HSE** (Break-glass unit main control panel).
- Production of a bidirectional communication between **Radio-HSE** and **EMB 7300**.



Only installation and connect when disconnected from the mains power supply! Switch off power supply and secure against reconnection!



Warranty claims require proper and professional assembly, installation and maintenance in accordance with national regulations and manufacturer's instructions of the SHEV - Control Unit.

The safety instructions in the supplied product documentation are to be observed.



Strictly observe the information given in this and in the instructions for installation of the SHEV - Control Unit, when mounting the **Receiver plug-in card radio SHEV**.

The licensed version of the configuration software **EMB 7300** is required for commissioning! Details can be found on our website

www.aumueller-gmbh.de

Keep this instruction over the lifetime of the product.

Installation and exchange of Receiver plug-in card radio SHEV:

Please proceed as follows:

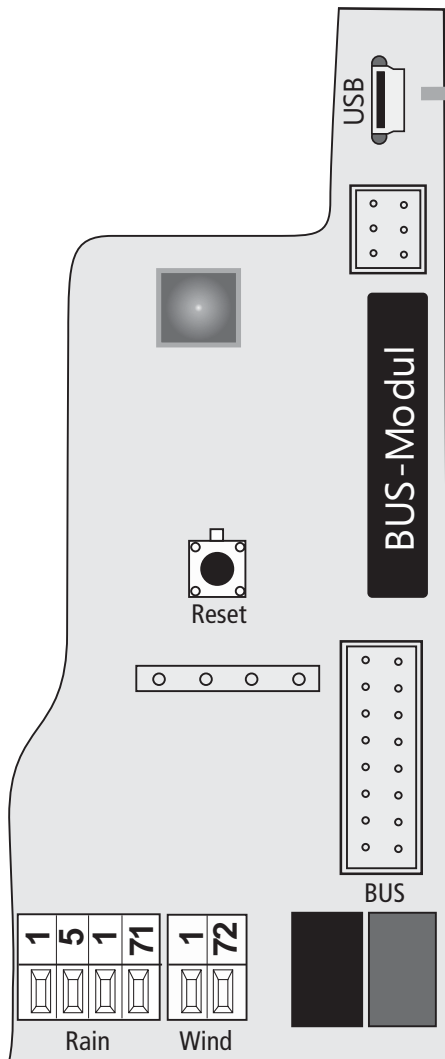
1. First disconnect Control Unit from mains and battery voltage.
2. Carefully insert plug-in card in correct direction.
3. Once correctly inserted, reconnect supply voltage and check for functionality.



Note plug-in direction:
Button must point towards motherboard.

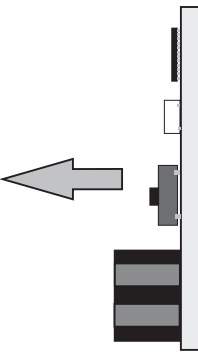
The motherboard has one BUS slot for using the **Receiver plug-in card radio SHEV**.

Installation: Receiver plug-in card radio SHEV



Software license is required for:

- Learning the Radio-HSE
- Activate the Receiver plug-in card radio SHEV
- Commissioning of the radio system



www.aumueller-gmbh.de

AUMÜLLER AUMATIC GMBH
Gemeindewald 11
86672 Thierhaupten

Tel. +49 8271 8185-0
Fax +49 8271 8185-250
info@aumueller-gmbh.de