

General information about this product

- Product features Lüftungszentralen und Netzteile
- Simplified diagramm LZ6


[To the information](#)



Natural ventilation control unit

- LZ1 2,5 A – Natural ventilation control unit 24 V DC
- LZ6 – Natural ventilation control unit 24 V DC


[To the product](#)



Power supply - 230 V AC / 24 V DC

- NT-T-2,5 – Power supply 230 V AC / 24 V DC, 2,5 A
- NT-S-6,5 – Power supply 230 V AC / 24 V DC, 6,5 A

[To the product](#)



Control Relay - 230 V AC + accesories

- Universal Control Relay for one 230 V AC drive
- Relay Interface for two 230 V AC drives
- BI-K - KNX Interface LZ1 / LZ6 / EMB7300
- SHEV module LZ6


[To the product](#)



Radio: Remote control devices

- Radio ventilation Control FLS 24 V DC
- Radio controlled motor control unit RF-MSG
- Radio remote control Remo® 8

[To the product](#)



FEATURES OF NATURAL VENTILATION – CONTROL UNITS AND POWER SUPPLIES

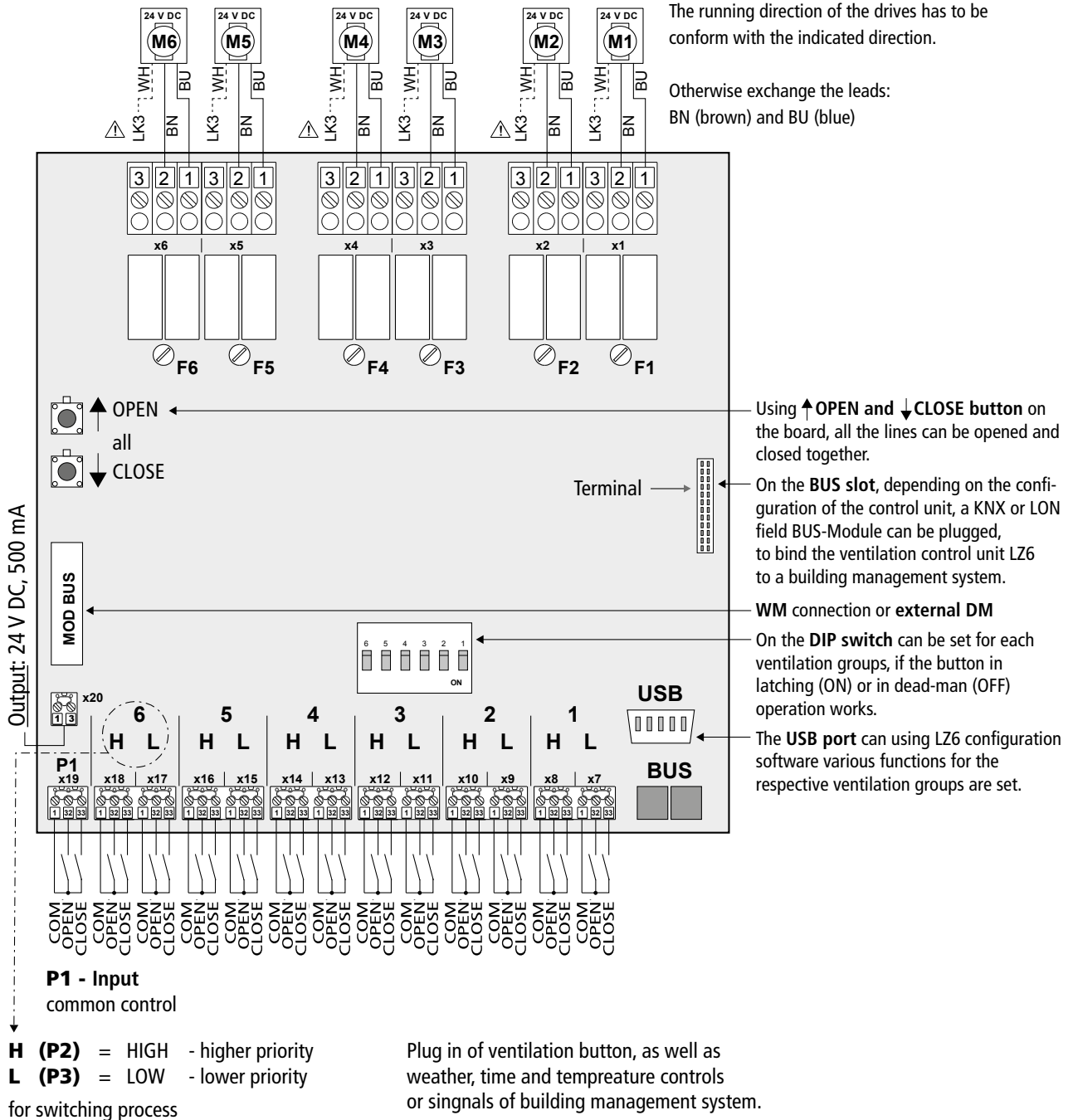
- Control units with accessories like weather sensors and control panels for the control of drives
- 24 V DC for natural ventilation purpose within rooms or buildings
- Low residual ripple output voltage (<2 Vpp)
- Inputs of two or more control units may be switched in parallel
- Connection of various control units in one ventilation group
- Ventilation button inputs with OPEN-STOP-CLOSE function and 2 or 3 priorities
- Vent. push button inputs configurable in dead-man or jog-switch mode
- All drive line outputs are fused
- Input for higher-ranked e.g. volt free wind and rain signals
- Suitable for the use in controlled natural ventilation systems
- Various display and control elements
- Flat surface mounted housings, suitable for the installation in false floor or suspended ceilings
- Optional BUS interface for integration into GLT systems via LON and KNX
- Digital interface for **AUMÜLLER** S12 drives

For this product series, a Type III Environmental Product Declaration (EPD) was issued according to ISO 14025 and EN 15804.

The LCA results of the different product types are listed at the end of this product catalogue.

The EPD documents can be viewed or downloaded from our homepage www.aumueller-gmbh.de.

SIMPLIFIED DIAGRAMM – LZ6



ORDER DATA

Part.-No.

LZ1 2,5 A – Natural ventilation control unit 24 V DC

Application: Natural ventilation control panel with power supply for the controlling of 24 V DC drives in one ventilation group.



TECHNICAL DATA (Rated values)

Operating voltage:	230 V AC (195 – 253 V AC, 50/60 Hz)
Power consumption:	60 W
Output voltage:	24 V DC (20 – 28 V DC / 2 Vpp)
Output current:	2,5 A
Inputs:	1x Ventilation button line with 3 priorities
Outputs:	1x Drive line 24 V DC / 500 mA (e.g. rain sensor)
Display:	Power, output voltage switched in OPEN/CLOSE direction
Slot:	BUS-Module (LON, KNX)
Connections:	S12 drives (for communication with BUS-Modules)
Housing:	Surface mounting, plastic (ABS)
Dimensions (WxHxD):	180 x 130 x 60 mm
Connection terminals:	Screw terminals 2,5 mm ² (rigid wire)
Protection rating:	IP54

Feature/Equipment

- DIP switch for the configuration of the inputs with low priority in jog-switch or dead-man mode
- Inputs of various LZ1 and/or LZ6 are switchable in parallel
- With the BUS-Module it is possible to control drives with internal intelligent cut-off switch S12 for controlled natural ventilation via the bus protocol

VERSIONS

LZ1 2,5 A	without BI-K - KNX-Interface-Module	660027		
LZ1 2,5 A	including BI-K - KNX-Interface-Module (Part.-No.: 683999)	660028		

LZ6 – Natural ventilation control unit 24 V DC

Application: Natural ventilation control panel with power supply for the controlling of 24 V DC drives in 6 ventilation groups.



TECHNICAL DATA (Rated values)

Operating voltage:	230 V AC (195 – 253 V AC, 50/60 Hz)
Max. power consumption:	506 W / 805 W / 1518 W
Output voltage:	24 V DC (20 – 28 V DC / 0,5 Vpp)
Output current:	10 A / 24 A / 30 A
Inputs:	6x Ventilation button lines with 2 priorities (P3: LOW; P2: HIGH)
Outputs:	1x Input all outputs OPEN/CLOSE (P1) 6x Drive output lines 24 V DC / 500 mA (e.g. rain sensor)
Display:	Power, output voltage switched in OPEN/CLOSE direction
Slot:	for optional BUS-Module (LON / KNX)
Housing:	Surface mounting, steel sheet, RAL 7035 (light grey)
Dimensions (WxHxD):	420 x 300 x 144 mm
Connection terminals:	Screw terminals 2,5 mm ² (rigid wire)
Protection rating:	IP30

Feature/Equipment

- DIP switch for the configuration of the inputs with low priority in jog-switch or dead-man mode
- Inputs of various LZ1 and/or LZ6 are switchable in parallel
- All outputs are fused

VERSIONS


LZ6 10 A	Output current: 6 x 1,6 A	660070		
LZ6 24 A	Output current: 6 x 4,0 A	660071		
LZ6 30 A	Output current: 6 x 5,0 A	660072		

ORDER DATA

Part.-No.

NT-T-2,5 – Power supply 230 V AC / 24 V DC, 2,5 A

660009

Application: Power supply with transformer for the controlling of 24 V DC drives in one ventilation group.**TECHNICAL DATA (Rated values)**

Operating voltage: 230 V AC (+/-10%)
 Power consumption: 60 W
 Output voltage: 24 V DC (21 – 28 V DC)
 Output current: **2,5 A**
 Duty cycle: ED20% (10 min)
 Ambient temperature range: -5 °C ... +40 °C


Housing: Surface mounting, plastic (ABS)
 Dimensions (WxHxD): 94 x 180 x 81 mm
 Connection terminals: Screw terminals 2,5 mm² (230 V) / 4 mm² (24 V) (rigid wire)
 Protection rating: IP54

Feature/Equipment

- Control of OPEN/CLOSE with the 230 V AC power supply voltage

NT-S-6,5 – Power supply 230 V AC / 24 V DC, 6,5 A

660007

Application: Switch mode power supply for the controlling of 24 V DC drives in one ventilation group.**TECHNICAL DATA (Rated values)**

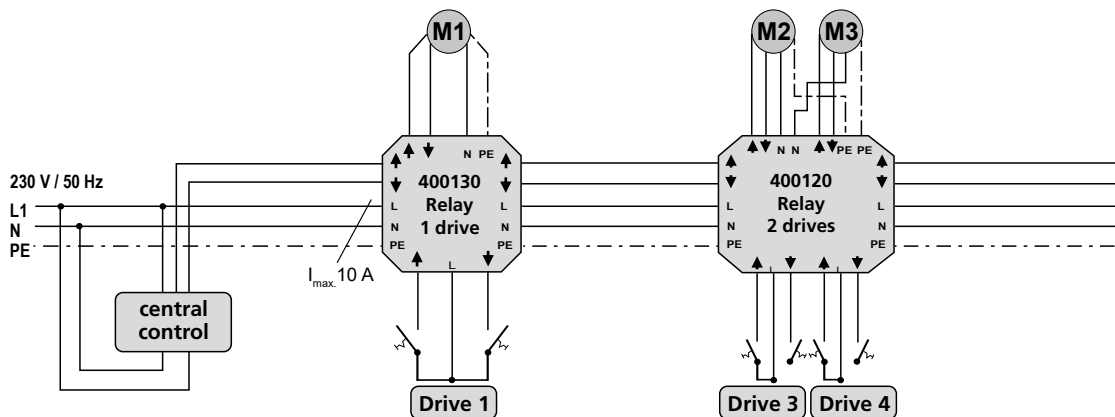
Operating voltage: 230 V AC (195 – 253 V AC, 50/60 Hz)
 Power consumption: 460 W
 Output voltage: 24 V DC (2 Vpp)
 Output current: **6,5 A**
 Duty ratio: ED30% (10 min)
 Ambient temperature range: -5 °C ... +40 °C

Housing: Surface mounting, plastic (ABS)
 Dimensions (WxHxD): 160 x 250 x 55 mm
 Connection terminals: Screw terminals 4 mm² (rigid wire)
 Protection rating: IP54

Feature/Equipment

- Control of OPEN/CLOSE with the 230 V AC power supply voltage
- Max. 8 power supplies may be switched in parallel

SIMPLIFIED DIAGRAMM – CONTROL RELAY



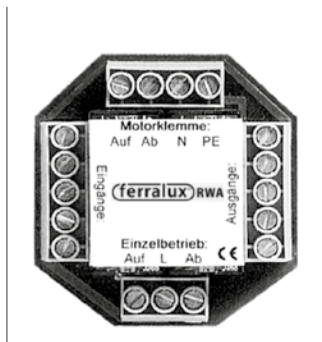
ORDER DATA

Part.-No.

Universal Control Relay for 1 drive 230 V AC

400130

Application: Control Relay for the single or group-wise control of 1 drive 230 V AC, suitable for the installation in a flush-mounted junction box behind the ventilation button.



TECHNICAL DATA (Rated values)

Operating voltage:	230 V AC (+/-10%), 50 Hz
Output voltage:	230 V AC
Current consumption relay:	10 mA
Operating capacity:	5 A
Duty cycle:	ED30% (10 min)
Ambient temperature range:	0 °C ... +60 °C
Connections:	1 Ventilation button 230 V AC 1 Central OPEN/CLOSE (input / output) 1 Drive 230 V AC / 5 A
Operating mode:	Dead-man mode
Housing:	Plastic (ABS), for flush mounting junction box Ø60 mm
Dimensions (WxHxD):	46 x 52 x 30 mm
Connection terminals:	Screw terminal 1,5 mm ² (rigid wire)
Protection rating:	IP20

Feature/Equipment

- Every Control Relay has an inputs and outputs for looping through of a higher priority command (i.e. from ventilation buttons or time switch) and the power supply
- The ventilation input controls the modul-own drive output only

Relay Interface for 2 drives 230 V AC

400120

Application: Relay Interface for the single or group-wise control of 2 drives 230 V AC, suitable for the installation in a flush-mounted junction box behind the ventilation button.



TECHNICAL DATA (Rated values)

Operating voltage:	230 V AC (+/-10%), 50 Hz
Output voltage:	230 V AC
Current consumption relay:	10 mA
Operating capacity:	5 A per output
Duty cycle:	ED30% (10 min)
Ambient temperature range:	0 °C ... +60 °C
Connections:	2 Ventilation buttons 230 V AC 1 Central OPEN/CLOSE (input / output) 2 Drives 230 V AC / 5 A
Operating mode:	Dead-man mode
Housing:	Plastic (ABS), for flush mounting junction box Ø70 mm
Dimensions (WxHxD):	60 x 60 x 30 mm
Connection terminals:	Screw terminal 1,5 mm ² (rigid wire)
Protection rating:	IP20

Feature/Equipment

- Every Relay Interface has an inputs and outputs for looping through of a higher priority command (i.e. from ventilation buttons or time switch) and the power supply
- Each ventilation input controls its own drive output only

ORDER DATA

Part.-No.

BI-K - KNX Interface LZ1 / LZ6 / EMB 7300

Application: Plug-in card for communication between the controllers **AUMÜLLER** LZ1, LZ6 and EMB 7300 to the KNX BUS system.



TECHNICAL DATA

Rated voltage:	24 V DC
Ambient temperature range:	-5°C ... + 40°C
Relative humidity:	(no condensate) 5% ... 90%
Data points:	up to 16 pieces per drive line
BUS current:	9mA
Housing:	without (assembled PCB)
Dimensions (WxH):	51 x 42 mm
Connection terminals:	2 x 2 x 0,8 mm (KNX-BUS-Terminal)

Feature/Equipment


- Data of the control (e.g. drive position) are sent on the KNX-BUS.
- The controls received direct orders from the KNX-BUS (e.g. position information, weather data).
- The licensed version of the „EMB compact configurator“ required - for commissioning.

VERSIONS

Part.-No.				
683999	Delivery in parcel	for customer self-installation		
683999-9	Module factory fitted	factory fitted and fully wired		

ORDER DATA


		Part.-No.		
Radio Ventilation Control FLS 24 V		623000		
Application:	Room automation control unit for one drive 24 V DC or one SHEV Control Unit, including a weather station with rain, temperature, sun and wind sensor and a radio control with indoor temperature sensor.			

	TECHNICAL DATA Radio control frequency: 868,2 MHz
	Control Panel Housing: plastic material Total weight: approx. 170 gr. (including batteries) Colour: matt white (similar to RAL 9016) Mounting: surface mounted (aP) Dimensions (W x H x D): approx. 103 x 98 x 28 Ambient temperature range: operation 0...+50°C, storage -10...+50°C Ambient air humidity: max. 80% rF, avoid bedewing Operating voltage: 2 x 1,5V (2 batteries, AA / mignon / LR6) or 2 x 1,2V (2 rechargeable batteries, AA / mignon / LR6)
	Weather Station Housing: plastic material Total weight: approx. 200 gr. Colour: white / translucent Mounting: surface mounted (aP) Protection rating: IP 44 Dimensions (W x H x D): approx. 96 x 77 x 118 Ambient temperature range: operation -30...+60°C, storage -30...+70°C Operating voltage: 12 - 40 V DC Power consumption: approx. 2,2 W (at 24 V), standby approx. 2 W (at 24 V) Switching capacity relay: (OPEN / CLOSE / COM) volt free contacts Rain sensor heating: approx. 1,2 W Temperature measurement range: -40...+80°C Wind measurement range: 0...35 m / sec Brightness measurement range: 0...150 kLux

Feature/Equipment

- Radio connection between weather station and control panel.
- Control panel for basic setting, setting of the automatic function and for manual operation.
- Opening position adjustable for automatic mode (e.g. open only halfway).

Radio controlled motor control unit RF-MSG				
Application:	Radio controlled motor control unit with 1 drive output 230 V AC for electric motor driven windows or awnings, blinds and rolling shutters.			

	TECHNICAL DATA Operating voltage: 230 V AC, 50 Hz Radio control frequency: 868,2 MHz Outputs: 1x drives 230 V AC Switching capacity Version 230 V: max. 230 V AC / 4 A (PE / N / Off / On) Switching capacity Version PF: volt frei output (On / Off / L)
	Housing: without, for mounting in flush or surface mounted box Dimensions (W x H x D): 38 x 47 x 29 mm Protection rating: IP20 Ambient temperature range: -20 ... +70°C Ambient air humidity range: max. 95% rF (avoid bedewing)


Feature/Equipment

- Radio communication with of building Control Unit WS1® Style, WS1000® Style or directly controlled by radio remote control Remo® 8

VERSIONS

RF-MSG	ES60532		
RF-MSG PF	ES60533		

ORDER DATA

		Part.-No.
Remote control Remo® 8		ES60511
Application:	Radio controlled hand-held transmitter with display for the manual control of WS1® Style, WS1000® Style, Arexa® or radio controlled motor control unit RF-MSG, RF-REL uP.	
	TECHNICAL DATA	
	Operating voltage:	1x battery 3 V DC type CR2032
	Radio control frequency:	868,2 MHz
	Number of radio channels:	max. 8
	Total weight:	~95 g
	Housing:	plastic, white / light gray
	Dimensions of transmitter (WxHxD):	41 x 140 x 21 mm
	Dimensions of wall holder (WxHxD):	54 x 150 x 11 mm
Protection rating:	IP40	
Ambient temperature range:	0 ... +50°C	
Ambient air humidity range:	max. 95% rF (avoid bedewing)	
Feature/Equipment		
<ul style="list-style-type: none"> ■ Magnetic wall holder included 		